


How to use Options Online – Student Account

Step 1

There are 2 ways to access Options Online:

- 1- SIMS Student app: The Options Online is accessed the same way as you access your homework using SIMs student app. There should be an app navigating you to Options.
- 2- Web browser:
Go to <https://www.sims-options.co.uk/> then click on windows icon



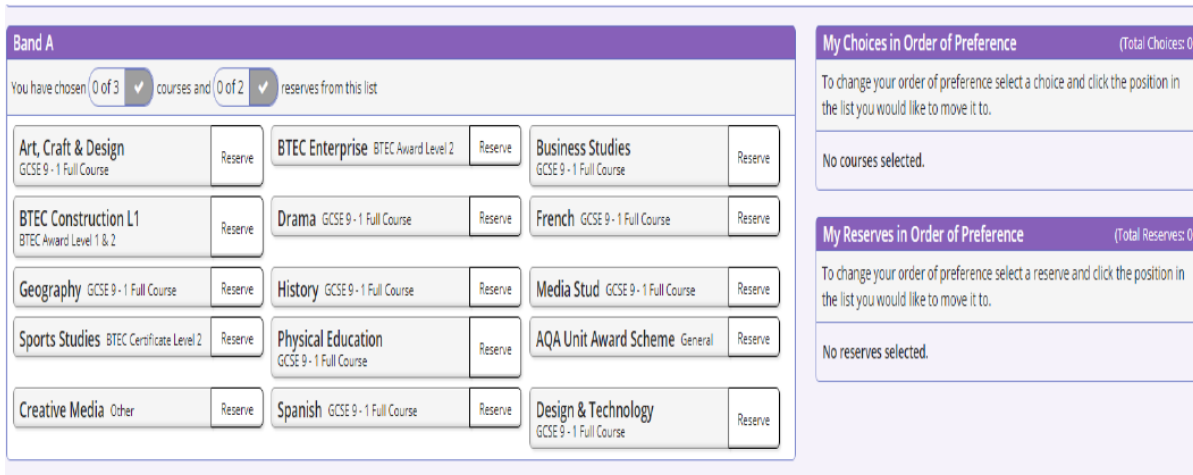
Step 2

Sign in using your school email address and enter password when prompted after you have clicked next (same as log in details for schools)



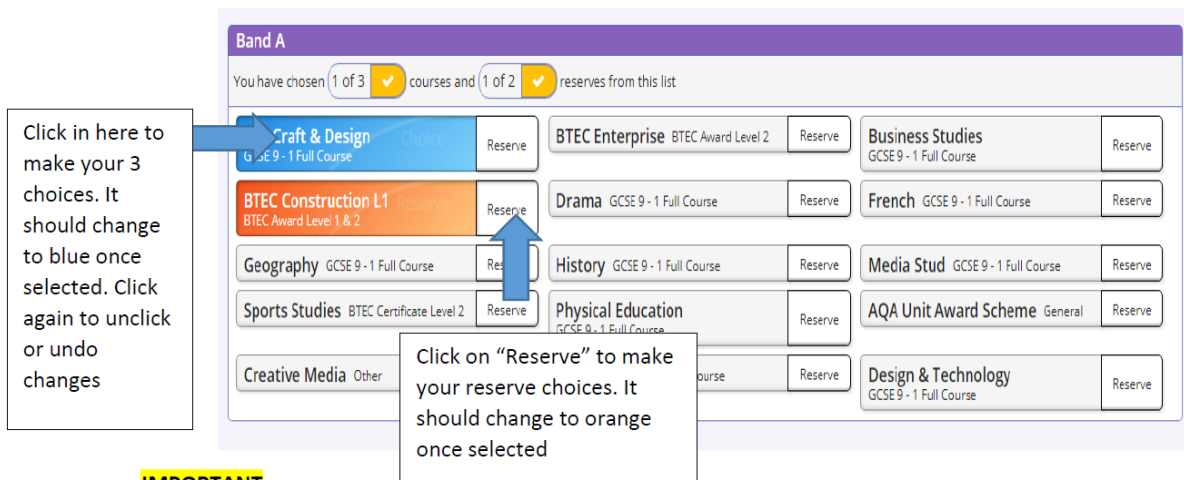
Step 3

You should now see a screen similar to the image below.



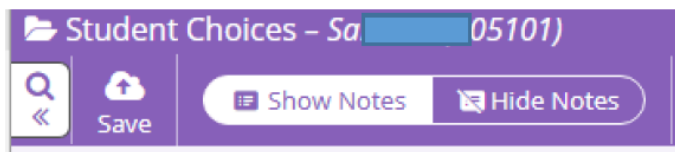
Step 4

Please follow the instructions you have been provided. For Year 9 Options, you need to make 3 choices (click in order of preferences) and 2 reserves



IMPORTANT

Once you have made your choices, click on 'Save' at the top left of the screen. This will write the choices back to the database. Please note the system does not currently send any email confirmation. You do not need to do anything else after you have saved your choices.



If you are unable to use Options Online. Please download Year 9 or Year 11 Option Choices form, complete this and return to School Data Manager: sdicker@altwoodschool.co.uk or the Student Reception